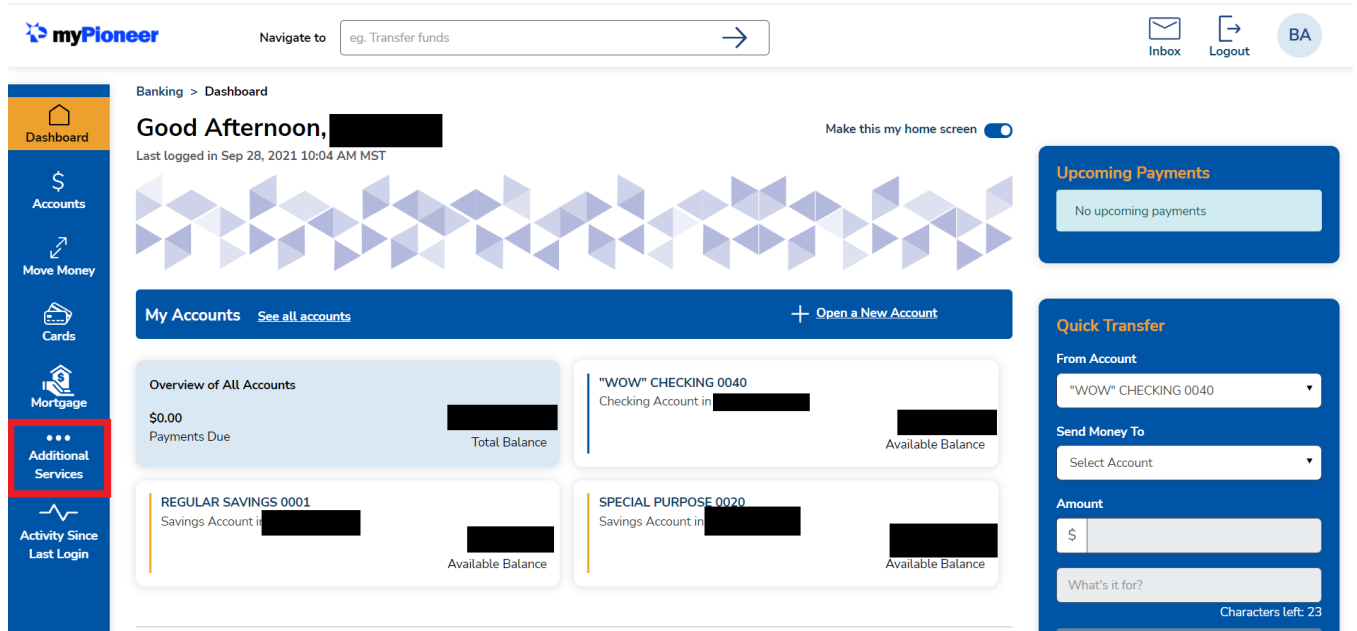


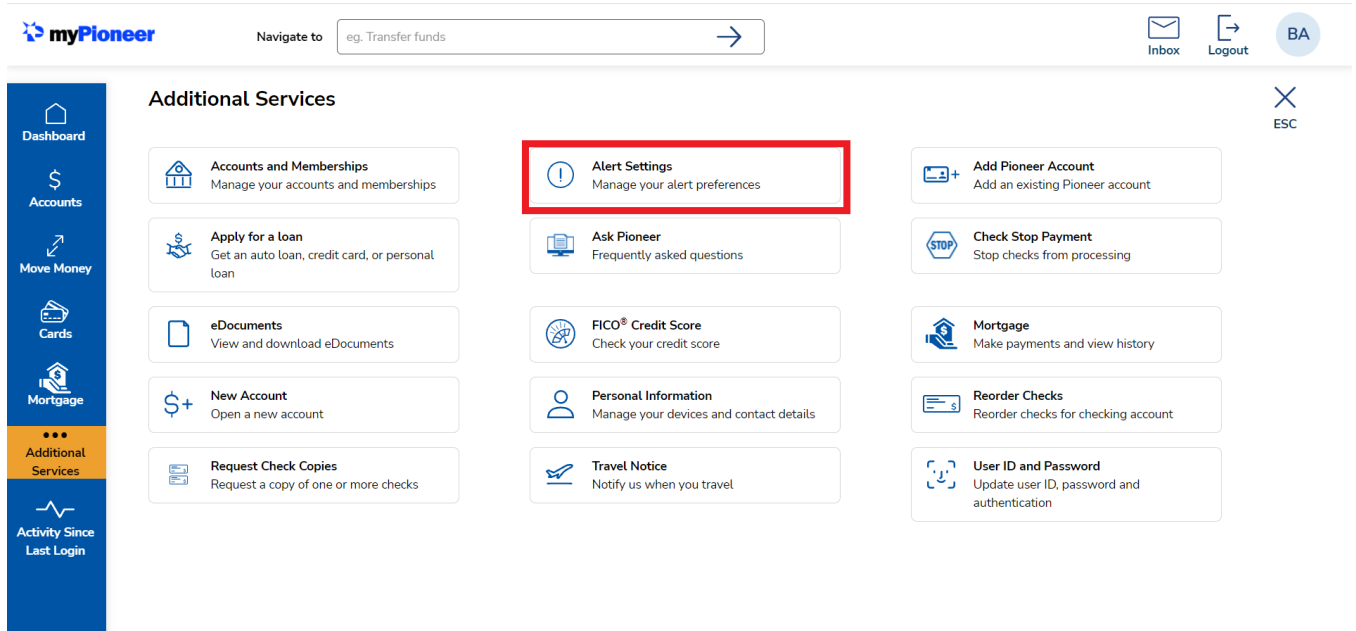
## How to Change Alerts from myPioneer in Desktop

Click on Additional Services on the left hand side of the screen.



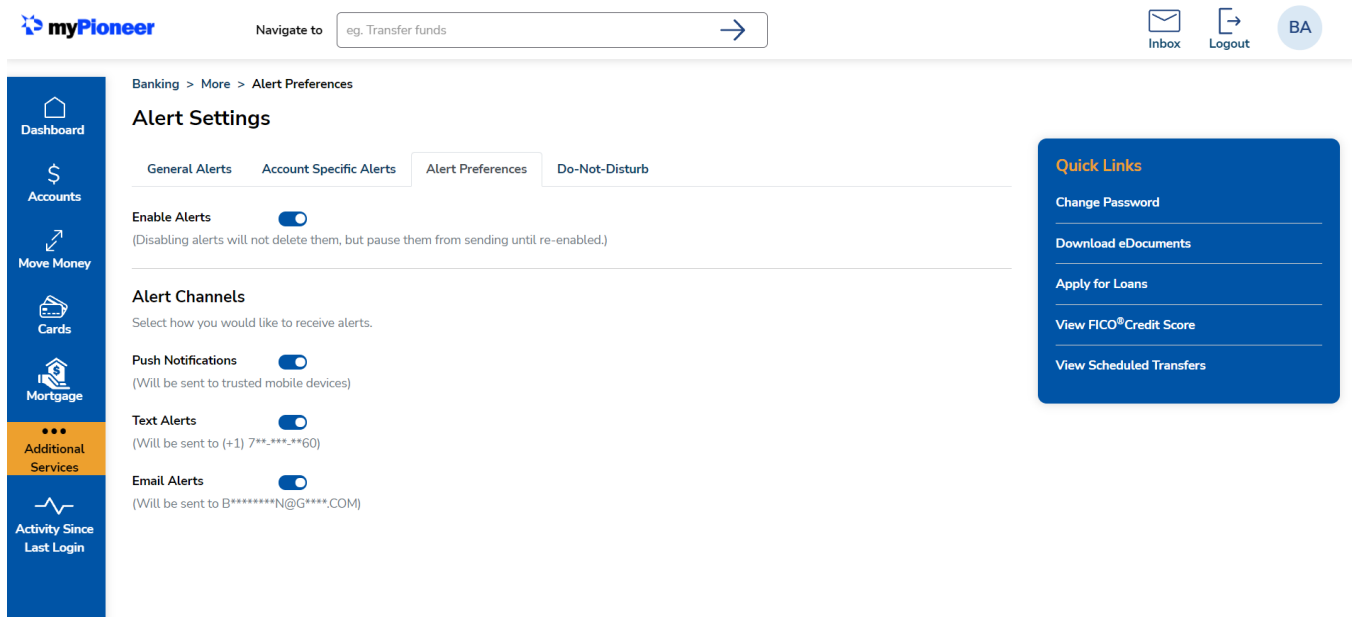
The screenshot shows the myPioneer desktop dashboard. At the top, there is a search bar with the text "Navigate to eg. Transfer funds" and a search icon. To the right are icons for "Inbox", "Logout", and a user profile icon labeled "BA". The main content area is titled "Banking > Dashboard" and includes a greeting "Good Afternoon, [redacted]" and a toggle for "Make this my home screen". Below this is a decorative pattern of blue triangles. The "My Accounts" section is highlighted with a blue bar and includes a link to "See all accounts" and a button to "Open a New Account". It displays four account cards: "Overview of All Accounts" (Payments Due: \$0.00, Total Balance: [redacted]), "'WOW' CHECKING 0040" (Checking Account in [redacted], Available Balance: [redacted]), "REGULAR SAVINGS 0001" (Savings Account in [redacted], Available Balance: [redacted]), and "SPECIAL PURPOSE 0020" (Savings Account in [redacted], Available Balance: [redacted]). On the right side, there are two panels: "Upcoming Payments" (No upcoming payments) and "Quick Transfer" (From Account: "'WOW' CHECKING 0040", Send Money To: Select Account, Amount: \$ [input field], What's it for? [input field], Characters left: 23). The left sidebar contains navigation options: Dashboard, Accounts, Move Money, Cards, Mortgage, Additional Services (highlighted with a red box), and Activity Since Last Login.

Then select Alert Settings.



The screenshot shows the myPioneer home page. At the top, there is a search bar with the text "Navigate to" and "eg. Transfer funds". To the right are links for "Inbox", "Logout", and a user profile icon labeled "BA". On the left is a vertical navigation menu with options: Dashboard, Accounts, Move Money, Cards, Mortgage, Additional Services (highlighted in orange), and Activity Since Last Login. The main content area is titled "Additional Services" and contains a grid of service tiles. The "Alert Settings" tile, which says "Manage your alert preferences", is highlighted with a red border. Other tiles include Accounts and Memberships, Apply for a loan, eDocuments, New Account, Request Check Copies, Ask Pioneer, FICO® Credit Score, Personal Information, Travel Notice, Add Pioneer Account, Check Stop Payment, Mortgage, Reorder Checks, and User ID and Password.

Within Alert Settings, you can enable and disable all alerts, choose where alerts are sent to and even set when alerts are activated with your accounts.



The screenshot shows the "Alert Settings" page. The breadcrumb trail at the top reads "Banking > More > Alert Preferences". There are four tabs: "General Alerts", "Account Specific Alerts", "Alert Preferences" (which is selected), and "Do-Not-Disturb". Under "General Alerts", there is a toggle for "Enable Alerts" which is turned on, with a note: "(Disabling alerts will not delete them, but pause them from sending until re-enabled.)". Below this is the "Alert Channels" section with the instruction "Select how you would like to receive alerts." and three options, all of which are turned on: "Push Notifications" (Will be sent to trusted mobile devices), "Text Alerts" (Will be sent to (+1) 7\*\*-\*\*\*\*-60), and "Email Alerts" (Will be sent to B\*\*\*\*\*N@G\*\*\*\*.COM). On the right side of the page, there is a blue "Quick Links" box containing links for "Change Password", "Download eDocuments", "Apply for Loans", "View FICO® Credit Score", and "View Scheduled Transfers".



myPioneer

Navigate to  →

Inbox

Logout

BA

- Dashboard
- Accounts
- Move Money
- Cards
- Mortgage
- Additional Services
- Activity Since Last Login

Banking > Accounts > Account Specific Alerts

### Account Specific Alerts

General Alerts   Account Specific Alerts   Alert Preferences   Do-Not-Disturb

#### Balance Alerts

+ Add a new alert

"WOW" CHECKING #0040	Balance Less than \$ 100.0	Edit	Delete
----------------------	----------------------------	------	--------

#### Periodic Balance Alerts

+ Add a new alert

"WOW" CHECKING #0040	Weekly on Thursday	Edit	Delete
----------------------	--------------------	------	--------

#### Deposit Alerts

+ Add a new alert

"WOW" CHECKING #0040	Transaction Greater than \$ 100.0	Edit	Delete
----------------------	-----------------------------------	------	--------

**Quick Links**

- [Change Password](#)
- [Download eDocuments](#)
- [Apply for Loans](#)
- [View FICO® Credit Score](#)
- [View Scheduled Transfers](#)